


How to join a Zoom Meeting



Carers Link Lancashire

54-56 Blackburn Road

Accrington

BB5 1LE

(01254 387444)

Email: info@carerslinklancashire.co.uk

Type Zoom into your search engine on your laptop, pc, tablet or phone with a camera. Click the orange box at the top right corner – SIGN UP, IT'S FREE.

The image shows a browser window displaying the Zoom website. The browser's address bar shows 'zoom.us'. The website's navigation bar includes links for 'SOLUTIONS', 'PLANS & PRICING', 'CONTACT SALES', 'JOIN A MEETING', 'HOST A MEETING', 'SIGN IN', and a prominent orange button labeled 'SIGN UP, IT'S FREE'. A dark header at the top contains contact information: 'REQUEST A DEMO', '+44 (20) 7039 8961 OR 0800 368 7314', 'RESOURCES', and 'SUPPORT'. A green banner below the navigation bar reads: 'We have developed resources to help you through this challenging time. [Click here](#) to learn more.' The main content area features the 'zoomphone' logo and the text 'The world is one call away with Zoom Phone.' with an orange 'Buy Now' button. The background of the main section shows a globe with several circular icons representing diverse people, connected by dashed lines, symbolizing global communication. At the bottom of the browser window, a 'Show all' button is visible in the bottom right corner.

You will be asked for your date of birth, enter the month, day, year you were born ie March 4 1999.

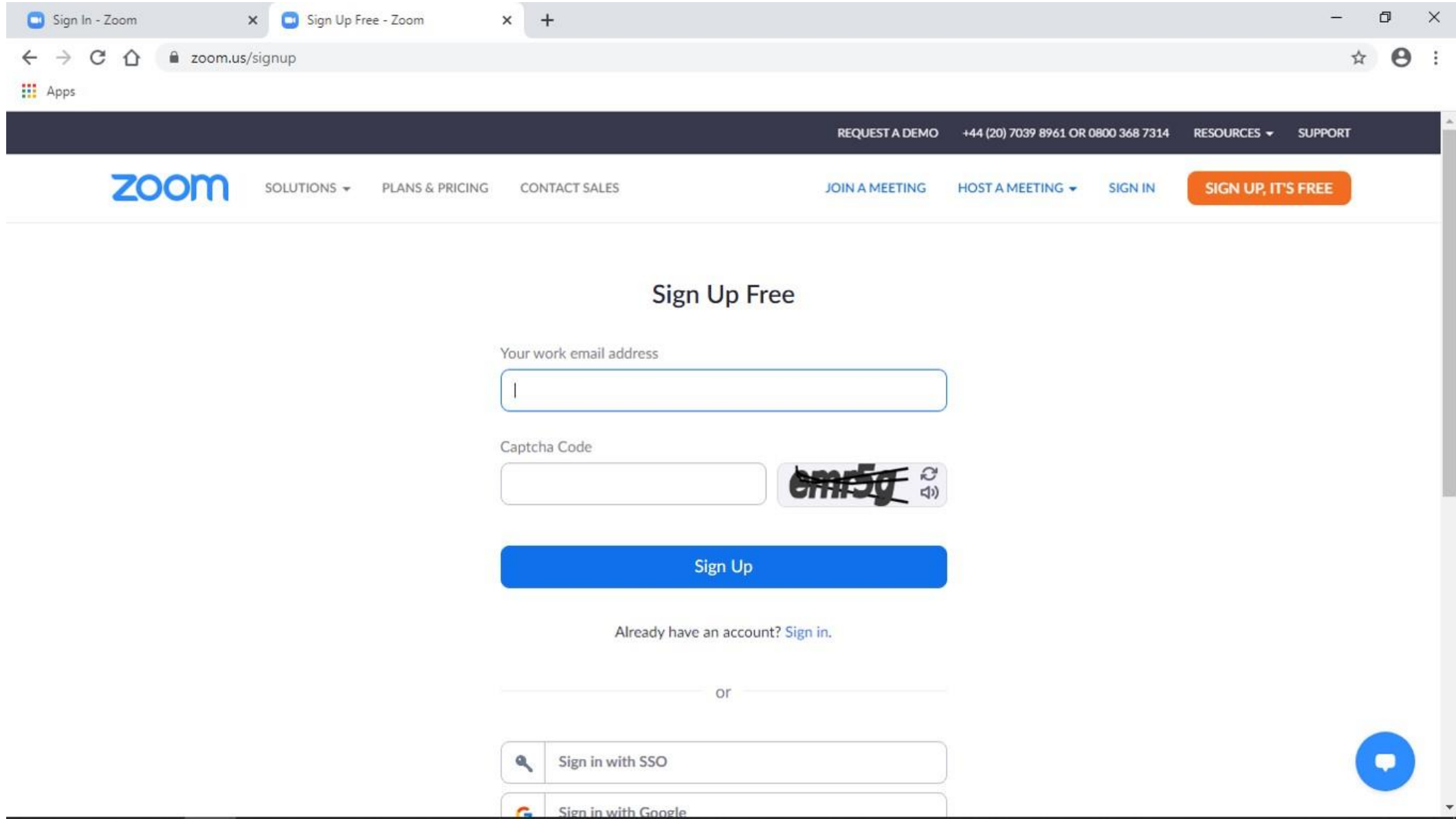
The screenshot shows a web browser window with the address bar displaying "zoom.us/signup". The page header includes the Zoom logo and navigation links: SOLUTIONS, PLANS & PRICING, CONTACT SALES, JOIN A MEETING, HOST A MEETING, SIGN IN, and a prominent orange button labeled "SIGN UP, IT'S FREE".

The main content area features the instruction: "For verification, please confirm your date of birth." Below this, there are three dropdown menus for selecting the month, day, and year, followed by a blue "Continue" button. The selected values are "Mar", "4", and "1999".

Below the date selection, a note states: "This data will not be stored".

In the bottom right corner, there is a blue circular chat icon. At the very bottom of the browser window, a taskbar shows a file named "Video Conferenci...html" and a "Show all" button.

Your screen will look like this -

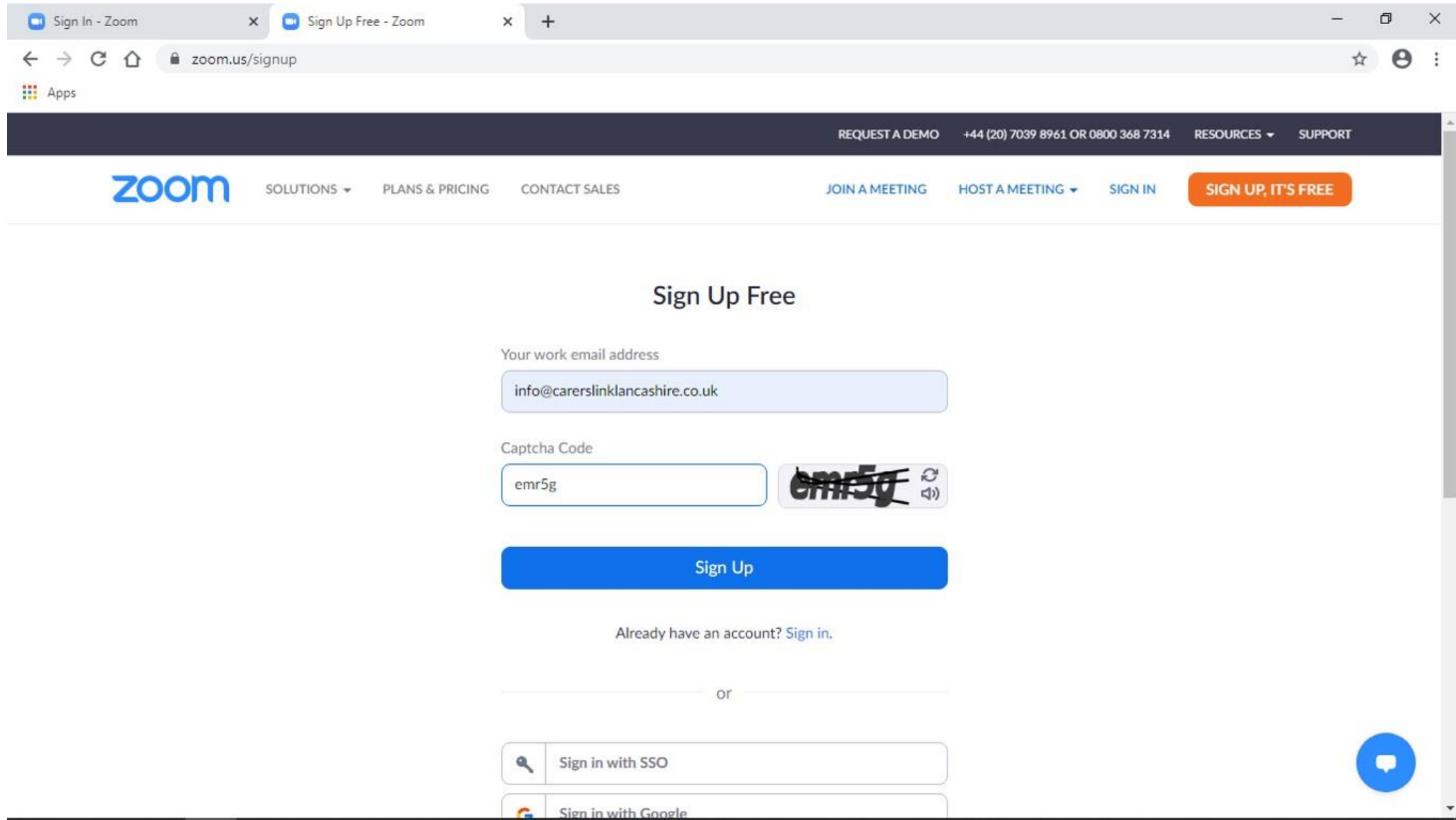


The image shows a browser window with two tabs: "Sign In - Zoom" and "Sign Up Free - Zoom". The address bar shows "zoom.us/signup". The Zoom logo is in the top left, and navigation links include "SOLUTIONS", "PLANS & PRICING", "CONTACT SALES", "JOIN A MEETING", "HOST A MEETING", "SIGN IN", and a prominent orange "SIGN UP, IT'S FREE" button. The main content area is titled "Sign Up Free" and contains a form with the following elements:

- Label: "Your work email address"
- Input field: A text box with a vertical cursor.
- Label: "Captcha Code"
- Input field: A text box for the captcha code.
- Image: A captcha image showing the text "emf5g" with a refresh icon and a speaker icon.
- Button: A blue "Sign Up" button.
- Text: "Already have an account? [Sign in.](#)"
- Text: "or"
- Buttons: "Sign in with SSO" and "Sign in with Google" (partially visible).

A blue chat icon is located in the bottom right corner of the page.

Insert your email address and captcha code The 'captcha code' is to prove you are not a robot, it is ALWAYS different and may be difficult to see – the one in this picture reads emr5g. Click the blue box in the centre to Sign Up. You will be asked to choose a password.



The screenshot shows a web browser window with two tabs: 'Sign In - Zoom' and 'Sign Up Free - Zoom'. The address bar shows 'zoom.us/signup'. The Zoom logo and navigation menu are visible at the top. The main content area is titled 'Sign Up Free' and contains a form with the following fields:

- Your work email address:** info@carerslinklancashire.co.uk
- Captcha Code:** emr5g

A blue 'Sign Up' button is centered below the form. Below the button, there is a link: 'Already have an account? [Sign in.](#)'

At the bottom, there are two options for signing in:

- [Sign in with SSO](#)
- [Sign in with Google](#)

A blue chat bubble icon is located in the bottom right corner.

This is your 'Profile Page'. Click 'Join A Meeting' You will see it here in blue, above the word Lancashire, top right.

The screenshot shows a web browser window with two tabs: 'Sign In - Zoom' and 'My Profile - Zoom'. The address bar shows 'us02web.zoom.us/profile'. The Zoom logo is in the top left, and navigation links for 'SOLUTIONS', 'PLANS & PRICING', 'CONTACT SALES', 'SCHEDULE A MEETING', 'JOIN A MEETING', and 'HOST A MEETING' are in the top right. A dark header contains 'REQUEST A DEMO', '+44 (20) 7039 8961 OR 0800 368 7314', 'RESOURCES', and 'SUPPORT'. The main content area is titled 'Info - Carers Link Lancashire Carers Link Lancashire' with an 'Edit' link. A profile picture placeholder is shown with 'Change' and 'Delete' options. Below this, a table lists profile details:

Job Title	Carers Link Main Address
Account No.	1145480 [REDACTED]
Personal Meeting ID	*** ** *178 Show Edit
	https://us02web.zoom.us/j/*****178?pwd=***** Show
	× Use this ID for instant meetings
Sign-In Email	inf***@carerslinklancashire.co.uk Show Edit
	Linked accounts: [REDACTED]
User Type	Licensed [REDACTED]
Capacity	Meeting 100 [REDACTED]

A blue chat icon is visible in the bottom right corner.

Insert the 'Meeting ID'. This is provided by the person hosting the meeting, in this case Carers Link Lancashire.

Sign In - Zoom x Join a Meeting - Zoom x +

us02web.zoom.us/join

Apps

REQUEST A DEMO +44 (20) 7039 8961 OR 0800 368 7314 RESOURCES SUPPORT

zoom SOLUTIONS PLANS & PRICING CONTACT SALES SCHEDULE A MEETING JOIN A MEETING HOST A MEETING

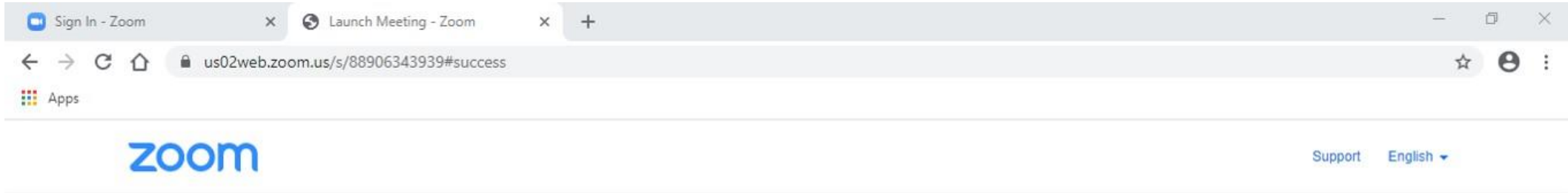
Join a Meeting

Join

[Join a meeting from an H.323/SIP room system](#)

About Download Sales Support Language

Your screen may look like this for a minute or so. It is loading up the meeting.



When system dialog prompts, click **Open Zoom Meetings**.

If you have Zoom Client installed, [launch meeting](#). Otherwise, [download and run Zoom](#).



You may be asked to enter a password. This is provided by the meeting host. Again, in this case Carers Link Lancashire.



Enter meeting password

Enter meeting password

[Join Meeting](#) [Cancel](#)

When syste


Meetings.

If you have Zoo

and run Zoom.



Wait for the host to start the meeting.



When

Please wait for the host to start this meeting.

Start: 10:00 AM

My Meeting

[Test Computer Audio](#)

If you are the host, please [login](#) to start this meeting.

tings.

If you have Zoom Client installed, [launch meeting](#). Otherwise, [download and run Zoom](#).



Join in the fun, meet new people and get support. You can switch your camera off by clicking the video icon, circled at the bottom left. Note: you can do this before you enter as you will be asked if you want to connect your camera.

The image shows a Zoom meeting interface. At the top, it displays "Zoom Meeting ID: 435-212-509" and a "Speaker View" button. The main area contains a grid of video thumbnails for participants: Kim Victoria, George Kao the zoom tutorial guy, Dianne Allen, Leslie Seidel, Kelsey Lowitz, michelle spurling, and Rosalie Schneider. On the right side, there is a list of participants with their names and profile pictures: Geo, Diar, Kels, Kim, Lesl, micl, and Rosi. At the bottom, the Zoom control bar is visible, featuring icons for Mute, Stop Video, a circled video icon, Invite, Manage Participants, Share Screen, Chat, Record, and Breakout Rooms. The "End Meeting" button is on the far right.